

Unit 4 Around Town

Let's Talk



A Listen and say.

CD1
52



Kate: Where's the food court? Do you know?

Jenny: No, I don't. Let's look at the map.



Kate: Here it is. It's across from the music store.

Jenny: Where are we now?

Kate: We're here. We should go this way.



Jenny: There's the food court. Where are the boys?

Kate: They're over there, next to the ice cream shop.

Jenny: I see them!

CD1
53

Where are we now?
We're here.

B Practice the words. Ask and answer.

CD1
54

1. ice cream shop

2. bakery

3. sports store

4. music store

5. clothing store

6. food court

7. bookstore

8. game store

CD1
55

Where's the **ice cream shop**?
It's **next to** the **bakery**.

next to
across from
between

C Listen, point, and sing.

CD1
56

Where's the Bookstore?

Where's the bookstore?

It's next to the food court.


Where's the food court?

It's across from the bakery.

Where's the bakery?

It's next to the
ice cream shop.

Come on! I'm hungry. Let's go!



Let's Learn



A Learn the words.

CD1
57



1. on the corner



2. around the corner from



3. on the right



4. on the left



5. across the street from



6. next to

B Ask and answer.

CD1
58

Andy and Scott are looking for places in town.




Where's the ice cream shop?

It's on the corner. It's across the street from the bank.

C Make sentences.

CD1
59



1. bakery 2. restaurant 3. music store 4. ice cream shop 5. bookstore



6. beauty shop

7. bank

8. grocery store

9. gift shop

10. library



The bakery is on the corner. It's next to the restaurant.

D What about you?

Where is the bank in your town?

Where is the library in your school?

Let's Learn More



A Learn the words.

CD1
60



1. Go straight.



2. Go to the corner.



3. Turn left.



4. Turn right.



5. Go two blocks.

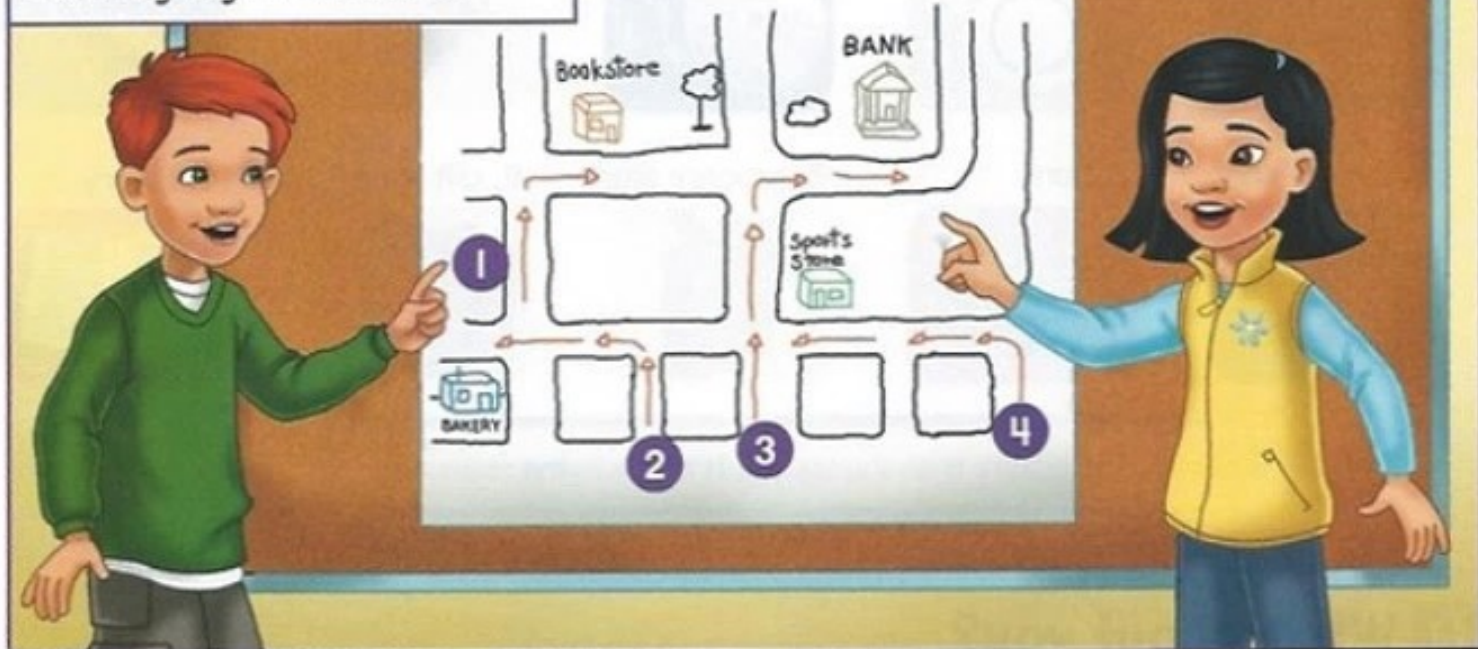


6. Cross the street.

B Ask and answer.

CD1
61

Scott and Jenny are playing a game.
Scott is giving her directions.



Go to the corner and turn right. Where are you?
I'm at the bookstore.

C Play a game.
Give directions.

CD1
62

How do I get to the park?
Go two blocks and turn right.



D Listen and chant.

CD1
63

I'm Looking for Joe

I'm looking for Joe. Where did he go?

I think he went to the auto show.

How did he get there?

I know.

I saw him walk to the auto show.

He walked two blocks and then
turned right.

He stopped for a minute at the
traffic light.

AUTO SHOW



He crossed the street when the
light turned green.

Then he stopped on the corner to
talk to Eileen.

He said, "Eileen, come on, let's go."

Then they went straight to the
auto show.



A Listen and read along. Then read again.

CD1
64



Earth is called the Blue Planet. Do you know why? The Earth looks blue from space because there is water on 70% of our planet.



Sometimes there are storms over warm ocean water. These are hurricanes. The wind is very strong, and it blows in a circle. North of the equator, hurricane winds blow counterclockwise. South of the equator, the winds blow clockwise.

Hurricanes form at the equator. It is very rainy and moist there. There are many different animals and beautiful plants.



New Words

planet
earth
space
hurricane
equator
counterclockwise
clockwise

B Choose the correct answer.

CD1
65

1. Why is Earth called the Blue Planet?
 - ☐ Because it's in space.
 - ☐ Because there is water on 70% of the planet.
2. How do hurricane winds blow north of the equator?
 - ☐ clockwise
 - ☐ counterclockwise



C Understand the vocabulary.

The winds blow **clockwise**.

What does **clockwise** mean?

a.



b.



c.



D Ask your partner.

1. Do you live north of the equator or south of the equator?
2. How will the hurricane winds blow here?

E Listen and write. Do you hear **ow** or **or**?

CD1
66



1. bl_____

2. yell_____

3. st_____m

4. sn_____

5. n_____th

F Learn about words. Read and write.

There is a lot of rain.
It is very rainy.

rain + y = rainy

1. _____ + _____ = windy

2. _____ + _____ = snowy

3. storm + _____ = _____

4. sleep + _____ = _____

Let's Review



A Listen and check. CD1 67

1.



A ☐



B ☐



C ☐

2.



A ☐



B ☐



C ☐

3.



A ☐



B ☐



C ☐

4.



A ☐



B ☐



C ☐

B Listen and check. CD1 68

1.



A ☐



B ☐

2.




A ☐



B ☐

C Listen and number. CD1 69



D Let's read about the mysterious statues.

CD1
70



Mystery Hunters

Matt and
Megan's
Blog



Moai heads on Easter Island



More moai heads



Easter Island is located in the South Pacific Ocean

Easter Island: Mysterious Statues

Have you ever seen people moving a giant statue? They use a crane. How did ancient people move giant statues?

Ancient people on Easter Island carved more than 800 large stone statues, called *moai*. They put the *moai* around the island. Each *moai* is taller than an elephant and heavier than two elephants. How did people move them? There were no cranes a thousand years ago.

We can't ask the Easter Island people. They have disappeared. But we can still see their statues on the island.

It's a mystery.

New Words

giant
statue = moai
ancient
stone
a thousand
Easter Island
disappeared

E Your turn!

Have you ever seen people moving a statue?

How did the Easter Island people move the *moai*?

What do you think? Write your opinion.