

Unit 4 Activities

Let's Talk



A Listen and say.

CD1
55



- Andy:** Are you ready?
Kate: Not yet. Wait a minute.
Andy: Why?
Kate: I think I forgot to do something.



- Andy:** Did you put on sunscreen?
Kate: Yes, I did. I put it on.
Andy: Did you turn off the radio?
Kate: Yes, I turned it off.
Andy: OK. You're ready.



- Kate:** Oh, no! Now I remember.
Andy: What?
Kate: I forgot to take off my watch.
Andy: I hope it's waterproof.

CD1
56

Are you ready?
Not yet. Wait a minute.

B Practice the words. Ask and answer.

CD1
57



1. put on sunscreen



2. turn on the TV



3. take off your watch



4. turn off the radio



5. turn in your homework



6. turn up the heat



7. clean up your room



8. turn down the music

CD1
58

Did you **put on sunscreen**?

Yes, I **put it on**.

No, I didn't **put it on**.

C Listen and sing.

CD1
59

Tom Came Home and Turned On the Radio

Tom came home
and turned on the radio,
Turned on the radio,
Turned on the radio.
Tom came home
and turned on the radio.
Tom turned the radio on.



Paul came home
and put on a DVD,
Put on a DVD,
Put on a DVD.
Paul came home
and put on a DVD.
Paul put a DVD on.



A Learn the words.

CD1
60



1. walk quickly



2. walk slowly



3. speak loudly



4. speak quietly



5. paint beautifully




6. dance gracefully

B Ask and answer.

CD1
61

Kate, Scott, Andy, and Jenny are at an outdoor fair.
Kate dances gracefully. How does Scott paint?



How does Kate dance?
She dances gracefully.

quick	→	quickly	quiet	→	quietly
slow	→	slowly	beautiful	→	beautifully
loud	→	loudly	graceful	→	gracefully

C Ask and answer.

CD1
62


1.



2.



3.



4.



5.



6.



Does she walk quickly?

Yes, she does.

No, she doesn't. She walks slowly.

D Listen and chant.

CD1
63



My Friend Joe Is Very Slow



My friend Joe is very slow.
He talks slowly, very slowly.
He walks slowly, very slowly.
Hurry up, Joe, let's go!

My friend Joe is very slow.
He eats slowly, very slowly.
He works slowly, very slowly.
He drives slowly, very slowly.
Hurry up, Joe. Let's go!

My friend Rick is very quick.
He talks quickly, very quickly.
He walks quickly, very quickly.
Slow down, Rick. Slow down!

My friend Rick is very quick.
He eats quickly, very quickly.
He works quickly, very quickly.
He drives quickly, very quickly.
Slow down, Rick. Slow down!





A Learn the words.

CD1
64

Hello!



1. play the guitar



2. speak English



3. ride a unicycle



4. bake



5. cook




6. sew

B Ask and answer.

CD1
65

Kate, Jenny, Scott, and Andy are in a show.
What do they do well?




What does **Kate** do well? **She sews** very well.

C Play a game. Make sentences.

CD1
66

She speaks English very well.



D What about you?

Do you speak loudly or quietly?

Do you walk quickly or slowly?

What do you do well?



A Listen and read along. Then read again.

A Tornado in a Bottle


A tornado is a storm. In this storm, the wind moves very quickly in a circle. Tornadoes can pick up trees, cars, and houses!

You can make a model tornado in a bottle. Here's how to do it.

1. Use two bottles. Put water in one of the bottles. Put tape on the mouth of the bottle. Make a hole.



2. Tape the necks of the bottles tightly together.
3. Turn over the bottles. Tilt the bottles and swirl the water in a circle. You are going to see a little tornado.



New Words

tornado	hole
storm	tightly
wind	tilt
model	swirl

B Choose the correct answer.

1. Does a tornado move slowly?
 - a. Yes, it does.
It moves very slowly.
 - b. No, it doesn't.
It moves quickly.
2. What can a tornado do?
 - a. pick up houses
 - b. fill bottles with water

C Understand the vocabulary.

Tilt the bottles and **swirl** the water in a circle.

What does **swirl** mean?



D Ask your partner.

1. What is a tornado?
2. How does a tornado move?

E Listen and write. Do you hear **It** or **Id**?

CD1
69



1. ti_____

2. co_____

3. qui_____

4. o_____

5. be_____

F Learn about words. Read and write.



tight

tight + ly

tightly



1. quick → _____

2. loud → _____

3. soft → _____

4. slow → _____


Let's Review




A Listen and number.

CD1
70









B Listen and check.

CD1
71

1.



A ☐



B ☐



C ☐

2.



A ☐



B ☐



C ☐

3.




A ☐



B ☐

4.



A ☐



B ☐

C Let's read about the Great Barrier Reef.

CD1
72

We're in Australia!

John and Lisa's Travel Blog

Great Barrier
Reef, Australia



G'day from the Great Barrier Reef in Australia!

Today we went scuba diving. We swam slowly around the coral and saw some clownfish. They were very colorful and friendly.



Then we saw a big sea turtle. Turtles are not graceful on land, but they are very graceful in the water.

We swam back to the boat. Dolphins swam next to us and jumped out of the water.

This is the world's largest coral reef. It's a beautiful underwater world!

g'day = good day

What About You?

- Can you swim underwater?
- What can you see underwater?

New Words

scuba diving
coral reef
clownfish
underwater

D Write about a water activity.

Comments