



## In Town

### Conversation Time

A. Listen and repeat.

B. Listen and point to the speakers.

C. Role-play the conversation with a partner.



D. Review. Listen and repeat.



Watch out!

Ouch!

Are you okay?

I think so. But look at the groceries!




## Word Time

**A.**  Listen and repeat.

- |                  |                   |
|------------------|-------------------|
| 1. see a movie   | 2. rent a video   |
| 3. ride the bus  | 4. visit a friend |
| 5. buy a donut   | 6. mail a letter  |
| 7. get a haircut | 8. take a taxi    |

**B.** Point and say the words.

**C.**  Listen and point.

**D.** Write the words.  
(See pages 63–66.)






## Practice Time

**A.**  Listen and repeat.

I'm  
She's going to ride the bus.  
We're

I'm not  
She isn't going to take a taxi.  
We aren't

**B.**  Listen and repeat. Then practice with a partner.

1. She / mail a letter  
get a haircut



2. He / get a haircut  
mail a letter



3. We / see a movie  
rent a video



4. They / rent a video  
see a movie




5. You / buy a donut  
visit a friend




6. I / visit a friend  
buy a donut

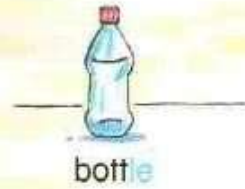


**C.** Look at page 16. Point to the picture and practice with a partner.

**D.**  Listen and sing along. (See "I'm Going to Rent a Video" on page 58.)

## Phonics Time

**A.**  Listen and repeat.



**B.**  Listen and circle.


1. popsicle  
middle  
uncle

2. saddle  
rattle  
beetle

3. bottle  
little  
candle

4. bicycle  
handle  
poodle

5. puddle  
riddle  
fiddle

**C.**  Read the sentences. Write the numbers. Then listen.

1. The beetle is in the middle of a puddle.
2. Her uncle is on a bicycle.
3. He has a little poodle.
4. It's a poodle for the beetle in the middle of the puddle.

