



In a Messy Classroom

Conversation Time

A. Listen and repeat.



Oh, no! What a mess!



Yeah, you're right.



Let's clean up.



Okay. Let's get the broom.

B. Listen and find the speakers.

C. Role-play the conversation with a partner.



D. Review. Listen and repeat.

What time is it?

It's two o'clock.



Word Time

A.  Listen and repeat.

1.  computer


2.  shelf

3.  cupboard

4.  table

5.  desk


6.  chair

B.  Listen and write the letter.

C. Point and say the words.

D.  Listen and point.

E. Write the words.
(See pages 63–66.)



Practice Time

A.  Listen and repeat.

Where's the book?

Where are the books?

Where's = Where is

It's

They're

It's = It is

in
on
under
next to

the desk.

They're = They are

B.  Listen and repeat. Then practice with a partner.

1. Where's the guitar?
It's on the table.



2. Where are the bananas?
They're under the chair.



3. Where are the books?
They're under the shelf.



4. Where's the basketball?
It's next to the desk.



5. Where's the kite?
It's in the cupboard.



6. Where are the birds?
They're on the computer.



C. Look at page 34. Point to the picture and practice with a partner.

D.  Listen and sing along. (See "Where's the Pen?" on page 60.)

A. Listen and repeat.



blue



glue



Sue



flute

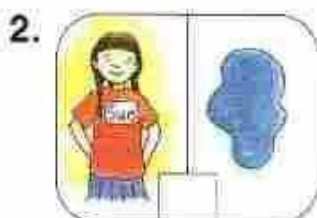
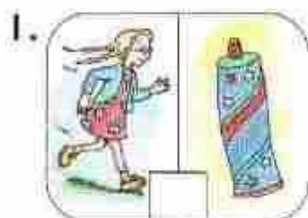


June



tube

B. Do they both have **long u**? Listen and write ✓ or X.



C. Read the words.

1.

due
Sue

2.

blue
clue

3.

dune
tune

4.

duke
Luke

D. Look at C. Listen and point.

E. Listen and circle.

1.

boat
cape
tight

2.

bow
sea
tube

3.

home
day
seed

4.

rake
bike
June

5.

mail
mine
note