

Let's Remember

A Listen, point, and say.

CD1
02

Where's he going?

He's going to the game store.

Which hat do you like?

I like the blue one.

ES

BOOKS

Let's go to the music store.

Where is it?

It's next to the bookstore.

Do you want some popcorn?

Meet
the
Author!

MUSIC

What time is it?

It's 2:45.

It's time for my
piano class. Bye!

Yes, please. Thanks!

Unit 1 The Great Outdoors


Let's Talk



A Listen and say.

CD1
03

We're going to go camping tomorrow. I'm really excited!




Me, too!

How's the weather going to be?



It's going to be cold.

Is it going to rain?



I'm not sure.

I hope not.



Me, too!

CD1
04

Is it going to rain?

I'm not sure. I hope not.

B Practice the words. Ask and answer.

CD1
05



1. cool



2. cold



3. warm



4. hot



5. humid



6. foggy

CD1
06

How's the weather going to be?
It's going to be **cool**.

C Listen and chant.

CD1
07



The Weather Chant

How's the weather going to be tomorrow?
The newspaper says it's going to snow.
Do you think we need our umbrellas?
Ask the weatherman. I don't know.



Let's Learn



A Learn the words. CD1 08



1. a mitt



2. a bat



3. a skateboard



4. a helmet



5. a tennis ball



6. a tennis racket



7. a fishing rod




8. a bucket

B Ask and answer. CD1 09

What are you going to do?

I'm going to go skateboarding.
I have a skateboard and a helmet.



CD1
10



What are you going to do?

I'm going to go skateboarding.
I have a skateboard and a helmet.

go skateboarding
play baseball

play tennis
go fishing

C Ask and answer.

CD1
11

1.



2.



3.



4.



CD1
12



What's **he** going to do?
He's going to **play baseball**.
He has **a bat** and **a mitt**.

D Listen and chant.

CD1
13



What Are You Going to Do After School?

What are you going to do after school today?
Are you going to play tennis with Gus?
Are you going to do your homework with Sue today?
Or are you going to eat pizza with us?

I'm not going to play after school today.
I'm not going to study with Sue.
I'm not going to do my homework today.
I'm going to eat pizza with you.



Let's Learn More



A Learn the words.

CD1
14



1. a towel



2. a hat



3. a swimsuit



4. a tent



5. a flashlight



6. a sleeping bag



7. sunglasses




8. sunscreen

B Ask and answer.

CD1
15

I'm going to go to the mountains.
What do I need?



You need a flashlight.

I'm going to go to the beach.
What do I need?



You need a towel.

CD1
16

I'm going to go to the mountains. What do I need?
You need a flashlight.


C Play a game. Ask your partner.

CD1
17

What does **she** need?
She needs **a hat**.

What do **they** need?
They need **helmets**.

START



END



D Ask your partner.

CD1
18

Does **he** need **an umbrella**?
Yes, **he** does. No, **he** doesn't.

1.



2.





A Listen, point, and say.

CD1
19

ch



chicken



cheese



chocolate

sh



sheep



shorts



shirt

B Listen, point, and chant.

CD1
20

My Sheep Wears Shorts

My sheep wears shorts and a jacket.

My chicken wears a shirt and a tie.

I shop for my sheep and my chicken,

Buying shorts, shirts, and ties.

My sheep eats cheese with chopsticks.

My chicken eats chocolate in a tie.

I shop for chocolate, cheese, and jackets,

Shorts, shirts, and ties.



C Listen and read along.

CD1
21

MEET CHAD FROM CHILE

Chile

Hola! My name is Chad. I live in Chile.



I like empanadas with chicken and cheese. I eat them for lunch. I like chocolate, too!



Tomorrow I'm going to visit my cousins. They live on a sheep farm. It's going to be hot. I need shorts and a T-shirt.



I'm going to play soccer with my cousins.

New Words

Chile
empanadas
cousins
play soccer

hola = hello

D Choose the correct answer.

CD1
22

- | | | |
|--------------------------------------|------------------------|------------------------|
| 1. Where does Chad live? | a. Chile | b. Empanada |
| 2. What does Chad need? | a. He needs a T-shirt. | b. He needs chocolate. |
| 3. What's Chad going to do tomorrow? | a. go to a sheep farm | b. eat chicken |