

Future Perfect Progressive

Table of Contents

- 2 QUICK AND HANDY GRAMMAR REVIEW:**
Future Perfect Progressive /
Future Perfect Vs. Future Perfect Progressive

- 5 EXERCISE 1**
Write the future perfect progressive form of each verb.

- 6 EXERCISE 2**
Correct the errors in the future perfect progressive sentences.

- 7 EXERCISE 3**
Write sentences using the future perfect progressive.

- 8 EXERCISE 4**
Write the future perfect or future perfect progressive form of each verb.

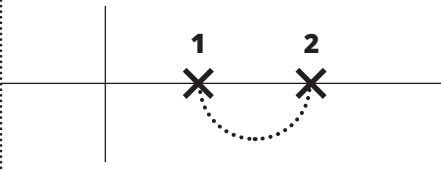
- 9 EXERCISE 5**
Pair Work:
Role-play using the future perfect and future perfect progressive.

- 10 EXERCISE 6**
Quiz:
Review the future perfect and future perfect progressive.

Quick and Handy Grammar Review

A. The Future Perfect Progressive

The future perfect progressive (also called the *future perfect continuous*) is a verb tense that is useful when we need to discuss two future actions, where the first action continues to the second action. It is not commonly used in English because we don't usually need to imagine such a specific future situation, but it is needed occasionally. Let's take a closer look at this verb tense.

Tense	Future Perfect Progressive
Diagram	
Form	Will + Have + Been + -ing Verb (present participle)
Function	Two actions will occur in the future. The first (long) action is interrupted by the second (short) action.
Time Markers	<ul style="list-style-type: none"> by the time when before <p>(Note that <i>for</i> is also commonly used to indicate the duration of the first action.)</p>
Examples	<ul style="list-style-type: none"> <i>We will have been negotiating for three weeks by the time we reach an agreement.</i> <i>When he resigns, he will have been working here for 18 years.</i> <i>I will have been studying for two hours before she calls me.</i>

NOTE #1:

In English, the future form is almost never used twice in a sentence. The independent clause takes the future form, and the dependent clause takes the **simple present** (even though the meaning is still a future time). In fact, with the future perfect and the future perfect progressive tenses, the simple present verb is *even further* in the future!

Remember that the dependent clause can come before or after the independent clause. When it comes before the independent clause, a comma is needed.

- She will have been talking for two hours by the time he **needs** the phone.*
- By the time he **needs** the phone, she will have been talking for two hours.*

Quick and Handy Grammar Review cont.

A. The Future Perfect Progressive cont.

NOTE #2:

Sometimes the dependent clause is just an adverb phrase of time and not a complete sentence with a present verb. Because these phrases indicate a future time, they are often used with the future perfect progressive. Examples of typical phrases include *by this time next month*, *by July 2020*, *by 6:00 tomorrow*, etc.

- *By this time next month, I will have been working on this project for 11 months.*
- *By August 2018, she will have been living here for ages.*
- *By 10:00 am on Friday, they will have been mulling over the problem for 48 hours.*

NOTE #3:

This verb tense has four parts to it! Here's how it is formed:

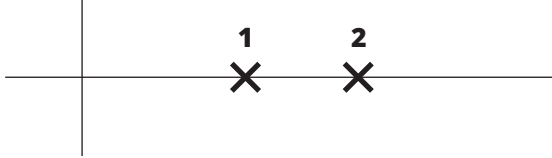
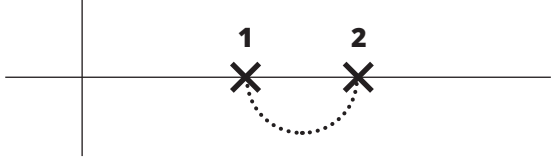
1. **Future Perfect** = Will + Have + Past Participle (e.g., *will have studied*)
2. **Progressive** = Be + -ing Verb (e.g., *be studying*)
3. **The Past Participle of Be** (the first part of the progressive form) = Been
4. **Final Result** = Will + Have + Been + -ing Verb

Future Perfect	Will +	Have +	Past Participle	
Progressive	↓	↓	Be +	-ing Verb
Future Perfect Progressive	Will +	Have +	Been +	-ing Verb
Example	<i>I will have been studying.</i>			

Quick and Handy Grammar Review cont.

B. The Future Perfect Vs. The Future Perfect Progressive

We need to be able to distinguish when the future perfect tense is required instead of the future perfect progressive. With the future perfect, two future actions happen at different times in the future. The first action is finished before the second one occurs. Compare these two tenses in the chart below.

Tense	Future Perfect	Future Perfect Progressive
Diagram		
Form	Will + Have + Past Participle	Will + Have + Been + -ing Verb
Function	The first future action will finish before the second future action.	The first future action will continue until the second future action.
Time Markers	<ul style="list-style-type: none"> by the time when before 	<ul style="list-style-type: none"> by the time when before
Examples	<ul style="list-style-type: none"> <i>I will have finished dinner by the time she calls me tonight.</i> <i>By the time my teacher quizzes us tomorrow, I will have memorized all the facts.</i> <i>That student will have graduated before he gets his essay back next week.</i> <i>You will already have left when he gets home from his trip.</i> 	<ul style="list-style-type: none"> <i>I will have been studying for two hours by the time she calls me tonight.</i> <i>By the time she comes over, my kids will have been sleeping for an hour.</i> <i>When I move to Vancouver next July, my best friend will have been living there for two years already.</i> <i>They will have been hanging out at the bar for hours before I join them.</i>

Exercise 1

Form the future perfect progressive of the verbs in brackets.

1. By the time he arrives, I will have been cleaning for an hour.
(clean)
2. She _____ for hours before she feels prepared.
(study)
3. They _____ for nine hours by 8:00 am.
(sleep)
4. By the time you call, I _____ all afternoon.
(bake)
5. We _____ for 15 minutes when you join us.
(jog)
6. _____ you _____ all day by the time I come over?
(prepare)
7. My coworker _____ here for six years by July 2021.
(work)
8. By the time she leaves the country, her parents _____ about her for months.
(worry)
9. By 5:00 pm, we _____ for hours.
(negotiate)
10. By the time he gets organized, we _____ for ages.
(wait)

Exercise 2

CORRECT THE ERRORS

Find one error in each sentence and correct it on the line below.

1. By 7:00, we will have studying for 90 minutes.

By 7:00, we will have been studying for 90 minutes.

2. By the time the meeting over, they will have been sitting since 9:00 am.

3. Christina will have been traveling for two years before she will return home.

4. By this time next year I will have been learning English for five years.

5. He will has been watching TV all morning before his girlfriend arrives.

6. Keiko will have being listening to music for hours when I get home.

7. My friend will have been practicing the guitar since 15 years by 2028.

8. By the time my neighbor come over, I will have been reading for half an hour.

Exercise 3

Form sentences using the future perfect progressive tense. The first sentence should start with the dependent clause, and the second should start with the independent clause. Watch your punctuation.

1. June 2020 / Maria / study / English / five years

By June 2020, Maria will have been studying English for five years.

Maria will have been studying English for five years by June 2020.

2. 8:00 pm / Michelle / wait / boyfriend / two hours

3. You / graduate / you / attend / university / four years

4. Next Monday / Sergio / practice / his speech / 11 days

5. She / go / the interview / she / look / new job / three weeks

6. Our band / perform / we / rehearse / months

7. Next June / Phillip / practice / karate / ten years

8. He / ask / directions / we / drive around / hours

Exercise 4

Write the verbs in brackets in the future perfect or future perfect progressive tense.

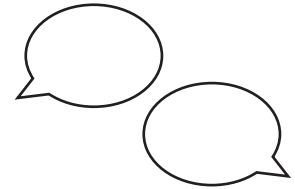
1. By the time you go to Europe, the package will have arrived .
(arrive)
2. Before she leaves, she _____ all my questions.
(answer)
3. They _____ to get online for hours by the time the Wi-Fi is fixed.
(try)
4. Mr. Smith _____ by the time I get back.
(lock up)
5. Marco _____ sick for two days by the time his prescription comes in.
(be)
6. My neighbor _____ all morning by the time I come home for lunch.
(garden)
7. By the time they walk in, everything _____ .
(organize)
8. _____ you _____ eating when I come over?
(finish)
9. By this time next month, our team _____ on the project for over a year.
(work)
10. By the time the counselor sees me, I _____ here for over an hour.
(sit)

Exercise 5

PAIR WORK

A. Role-Play

Imagine you and your partner are siblings. Your grandmother is coming over to visit next Friday. You find this very inconvenient because you are busy. Takes turns complaining to each other about what your grandma will be interrupting when she arrives (use future perfect progressive verbs). Then think of things you can get done before she comes over (use future perfect verbs).

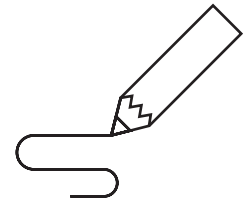


Examples:

- *When Grandma arrives, I will have been practicing the piano for an hour.*
- *By the time Grandma arrives, I will have finished my homework.*

B. Write and Share

Now write down several of the ideas that you and your partner came up with, and share them with the class.



Exercise 6

QUIZ

Circle the correct verb tense for each sentence.

1. By the time she _____ ,
he will already have left.
a) call
b) calls
c) will call
d) will have called
2. By the time you wake me up,
I _____ for nine hours.
a) am sleeping
b) will sleep
c) will have been sleeping
d) will have been slept
3. Andre _____ for an
hour before his alarm goes off.
a) will has worked out
b) will worked out
c) will has been working out
d) will have been working out
4. We won't have signed the contracts
by the time the meeting _____.
a) ends
b) is ending
c) will end
d) will have ended
5. My sister will have been helping our mother out
for two weeks before it _____ my turn.
a) will have been
b) be
c) is
d) will be
6. By the time my son finishes all the
food on his plate, it _____ cold.
a) will have gone
b) will been going
c) will be going
d) will have going
7. Before I send this email,
she _____ every word.
a) will have checked
b) checks
c) will checks
d) will have been checking
8. By July 2022, you _____ French for 15 years.
a) will study
b) will have been studying
c) will be studying
d) study
9. They _____ before next summer.
a) will have been graduating
b) graduate
c) is graduating
d) will have graduated
10. The contest _____ over for days by
the time he gets around to submitting his entry.
a) will have being
b) is
c) will have been
d) will have been being