



On a Plane

**DIALOGUE - On a Plane**

Speaker: Now boarding Flight 476 to London. Boarding all rows. (Mr. and Mrs. Gonzalez board).

Flight Attendant: Welcome aboard.

Mr. Gonzalez: Thank you. Can you tell us where Row 10 is? (Mr. Gonzalez holds up boarding pass).

Flight Attendant: Yes, it's the exit row, the second row past the first-class cabin. You're in Seats A and B which are on the right side of the plane just behind the lavatory.

Mr. Gonzalez: They told us when we checked in that we were in an exit row. What do we need to do?

Flight Attendant: If you're physically capable and willing, you'll have to open the emergency door if necessary. Read the safety card in the pocket of the seat in front of you for directions.

Mr. Gonzalez: Where can we put our carry-on bags?

Flight Attendant: It looks like you have two. One can go underneath the seat in front of you. The other will have to be stowed in the overhead compartment.

Mr. Gonzalez: Will I be able to get it later?

Flight Attendant: Sure. After take off, the captain will turn off the seatbelt sign and you'll be able to get up and move about the cabin.

(Mr. and Mrs. Gonzalez stow their carry-on bags.)

Flight Attendant (over the speaker): Please direct your attention to the flight attendants throughout the first-class and economy-class cabins for a few safety announcements.

Mrs. Gonzalez: We'd better listen carefully.

Flight Attendant: Please fasten your seatbelt. You insert the buckle into the latch and adjust the belt so it fits low and firmly.

Mr. Gonzalez: I think we have ours on the right way.

**DIALOGUE - On a Plane continued...**

Flight Attendant: In the event that there is a change in cabin pressure, an oxygen mask will fall from the compartment over your head. Please put on the mask and pull the strings so it fits tightly.

Mrs. Gonzalez: Will the bag inflate?

Flight Attendant: The bag might not inflate but oxygen will be flowing.

(Later.)

Flight Attendant: Our flight has reached a cruising altitude of 35,000 feet. The captain has turned off the seatbelt sign. At this time, your cabin crew will move through the cabin with a beverage cart.

(Flight Attendant reaches Row 10).

Mr. Gonzalez: What are my choices for drinks?

Flight Attendant: We have juices, sodas, and water, which are all complimentary. Beer and wine are five dollars each.

Mr. Gonzalez: I'd like a beer, please.

Flight Attendant: That'll be five dollars. If you have exact change, that would be appreciated.

Mr. Gonzalez: I have a five dollar bill.

Flight Attendant: Would you like something ma'am?


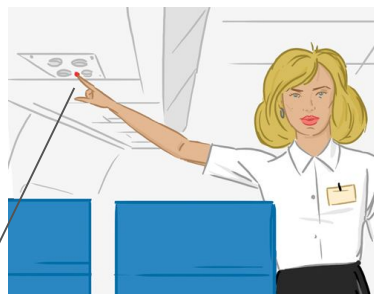
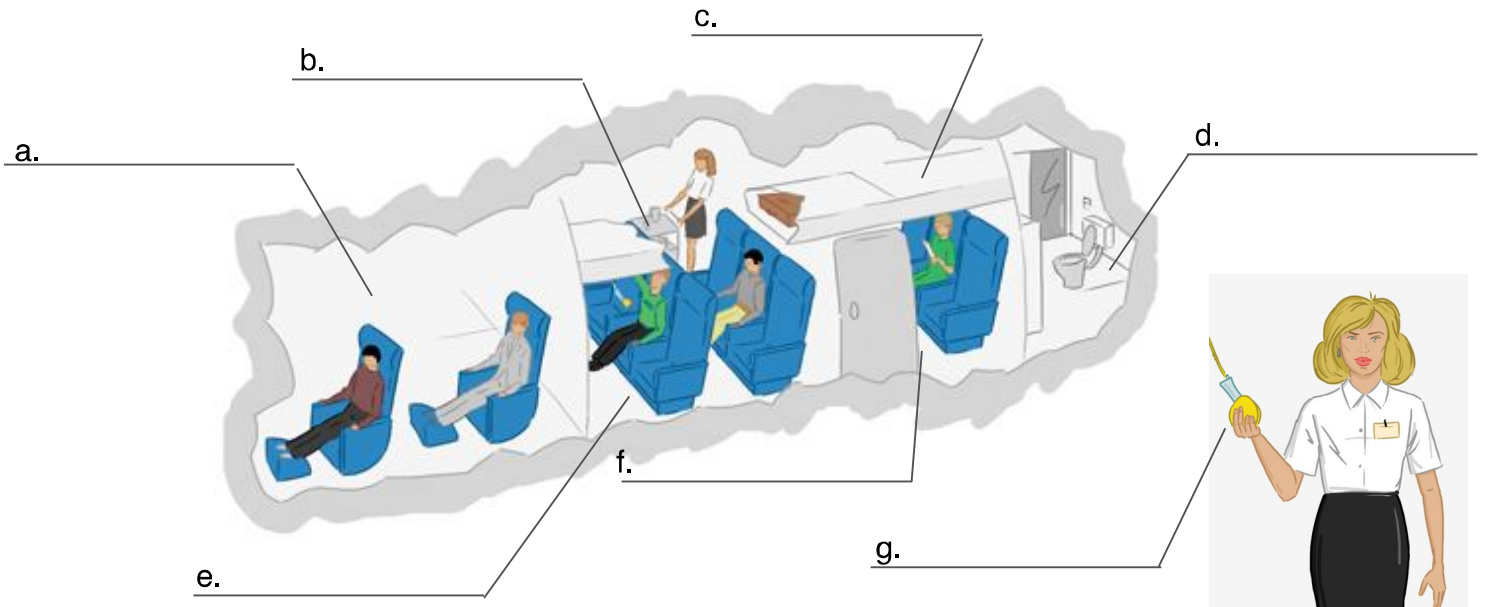
Mrs. Gonzalez: I'd like a cup of orange juice, please.

Flight Attendant: There you are (handing her a cup of juice). Enjoy your flight. Please push the call button if you need anything.



VOCABULARY CHECK - MATCHING

Look at the diagram of an airplane. Then read the list of words. Write the word on the correct line.



1. first-class cabin
2. lavatory
3. overhead compartment
4. economy class
5. seatbelt
6. oxygen mask
7. beverage cart
8. exit row
9. safety card
10. call button

h.

i.

j.

**VOCABULARY CHECK - FILL IN THE BLANK**

Fill-in-the-blank: Choose the correct word from the list below to complete the rules about being on a plane. You may have to alter the word to fit the sentence. In other words, you might have to change a singular noun to its plural form. Or you may have to change a verb from present tense to past.

stow announcements latch inflate fasten pressure
crew altitude

1. Passengers must _____ their carry-on bags in the overhead compartments or underneath the seat in front of them.
2. The air in the airplane is called the cabin _____. In case it changes, oxygen masks fall from the compartment over the passengers' heads.
3. The height a plane flies is its cruising _____.
4. Before the airplane takes off, the flight attendants will make _____ describing the safety features.
5. Flight attendants, pilots, and other airline employees on an airplane make up the cabin _____.
6. All passengers need to _____ their seatbelts by inserting the buckle into the _____.
7. The oxygen masks don't always _____; but air is flowing through them.





CONVERSATION STARTER

Work with a partner. Look at the pictures and decide what the people might be talking about in each picture. Decide in which order the pictures should be in.















CONVERSATION STARTER - continued











**DIALOGUE BUILDING**

Look at each mini-dialogue. Fill in the missing words. Then decide in which order the mini-dialogues can be placed to create one dialogue. Write the numbers 1-6 on the line before each mini-dialogue.

Dialogue # _____

Please direct your _____ to the flight attendants throughout the _____ - class and _____ -class cabins for a few safety announcements.

We'd better _____ carefully.

Please _____ your seatbelt. You insert the buckle into the latch and adjust the belt so it fits low and firmly.

I think we have ours on the right way.

Dialogue # _____

Our flight has reached a cruising _____ of 35,000 feet. The captain has turned off the seatbelt _____. At this time, your cabin _____ will move through the cabin with a beverage cart.

What are my choices for _____?

We have juices, sodas, and water, which are all _____. Beer and wine are five dollars each.

Dialogue # _____

Welcome _____.

Thank you. Can you tell us where Row 10 is?

Yes, it's the exit row, the second row past the first-class _____. You're in Seats A and B which are on the right side of the plane just behind the _____.

They told us when we checked in that we were in an exit row. What do we need to do?

If you're physically capable and willing, you'll have to open the emergency door if necessary. Read the _____ card in the pocket of the seat in front of you for directions.

**DIALOGUE BUILDING continued***Dialogue #* _____

Where can we put our _____ bags?

It looks like you have two. One can go underneath the seat in front of you. The other will have to be _____ in the overhead _____.

Will I be able to get it later?

After take off, the captain will turn off the seatbelt sign and you'll be able to get up and move about the _____.

Dialogue # _____

I'd like a beer, please.

That'll be five dollars. If you have exact _____, that would be appreciated.

I have a five dollar bill.

Would you like something ma'am?

I'd like a cup of orange juice, please.

There you are. Enjoy your flight. Please push the _____ if you need anything.

Dialogue # _____

In the event that there is a change in cabin _____, an oxygen _____ will fall from the compartment over your head. Please put on the mask and pull the strings so it fits tightly.

Will the bag _____?

The bag might not inflate but _____ will be flowing.

DIALOGUE PRACTICE**Form groups of three. Compare your renumbering with your group. If your answers are different, discuss them and renumber them in an order for which all members agree. Practice reading with good intonation and proper pronunciation.**

**DIALOGUE COMPREHENSION**

1. Mr. and Mrs. Gonzalez are welcomed on board by _____.
2. They can each put one carry-on item _____.
3. The second carry-on item needs to go _____.
4. They'll be able to get their carry-on baggage after the captain
_____.
5. The _____ gives safety announcements.
6. They fasten their seatbelts by _____.
7. They'll wear _____ if there is a change in _____.
8. The plane's _____ is 35,000 feet.
9. Mr. Gonzalez orders a _____.
10. Mrs. Gonzalez orders orange juice which is _____.



WRITING TASK

Write a similar dialogue. Look at the pictures. Write a dialogue based on the images. You can change the details as long as the same message is conveyed.

