



Making a Dinner Reservation

**VOCABULARY CHECK - Matching****A. Match the word or phrase on the left with a definition or description on the right.**

- | | |
|-----------------------|---|
| 1. reservation _____ | A. an available place or time |
| 2. wait _____ | B. to write down necessary information |
| 3. opening _____ | C. to arrange or set up a place or time |
| 4. make _____ | D. to reserve something for someone |
| 5. booked solid _____ | E. an agreement that saves a table at a restaurant |
| 6. take _____ | F. ready; okay |
| 7. hold _____ | G. completely filled; no availability |
| 8. set _____ | H. a period of time before another action takes place |

B. Now use each of the eight words in a sentence.

1. The restaurant on Main Street is very busy; it is always _____.
2. Because so many people eat there, it is best to make a _____.
3. If you don't have a reservation, you will have to _____ before getting a table.
4. It is easier to find an _____ during the week. The weekends are always booked solid.
5. The hostess forgot to _____ my name so I'm worried we won't have a table when we arrive at the restaurant.
6. I think I'll _____ it for 7:30 so we'll have enough time to drive to the restaurant.
7. She said she'd _____ the table until 8:00 so it'll be okay if we're a little late.
8. We're _____! We have a reservation at the best restaurant in New York City!

**DIALOGUE - Making a Dinner Reservation**

Lola: Thank you for calling the Copa Restaurant. I'm the hostess, Lola.

Mr. Wood: Hello. I'm visiting Miami and my wife and I would like to eat at the Copa.

Lola: Welcome to Miami, sir. Do you have a reservation?

Mr. Wood: No, not yet. I'd like to make a reservation.

Lola: When would you like to have dinner?

Mr. Wood: We'd like to come tonight.

Lola: Oh, I'm sorry. We're booked solid tonight. We don't have any tables for two or four.

Mr. Wood: So we can't eat there tonight?

Lola: Well, you can come to the restaurant without a reservation but you'll have an hour's wait.

Mr. Wood: Do you have any openings for tomorrow night?

Lola: Yes, reservations are still being taken for tomorrow. What time?

Mr. Wood: 7 p.m.

Lola: How many?

Mr. Wood: There will be four of us: my wife and me and another couple.

Lola: We have tables for four available at 6:45 or 7:30.

Mr. Wood: I think I'll make the reservation for 7:30.

Lola: What name can I use to hold the table?

Mr. Wood: Wood. My last name is Wood.

Lola: Okay, Mr. Wood, you're all set. I have you reserved for a table for 4 at 7:30 p.m. tomorrow night.

Mr. Wood: Thank you. We're looking forward to eating at your establishment.


VOCABULARY CHECK - Fill in the Blank

Fill in the line next to the picture with a word or phrase from the dialogue.




1. _____



4. _____



2. _____



5. _____



3. _____



6. _____




CONVERSATION STARTER

Find a partner. Look at the series of pictures. Try to create a dialogue based on what you see in the pictures. Use the dialogue as a guide.



making a reservation



o



table for four



o



no availability



waiting for a table


CONVERSATION STARTER - Continued

deciding on the date



holding the reservation



seated at the restaurant





DIALOGUE BUILDING

Decide who would say each of the statements. In the blanks before each statement, write either “Hostess” or “Customer.” Then fill in the missing words from each statement.

A	_____:	How _____?
B	_____:	Hello. I’m visiting Miami and my wife and I would like to eat at the Copa.
C	_____:	Welcome to Miami, sir. Do you have a _____?
D	_____:	We’d like to come _____.
E	_____:	Wood. My last _____ is Wood.
F	_____:	No, not yet. I’d like to make a _____.
G	_____:	When would you like to have dinner?
H	_____:	What name can I use to _____ the table?
I	_____:	Oh, I’m sorry. We’re _____ solid tonight. We don’t have any tables for two or four.
J	_____:	Okay, Mr. Wood, you’re all _____. I have you reserved for a table for 4 at 7:30 p.m. tomorrow night.
K	_____:	So we can’t eat there _____?
L	_____:	I think I’ll make the _____ for 7:30.
M	_____:	Well, you can come to the restaurant without a reservation but you’ll have an hour’s _____.
N	_____:	Thank you for calling the Copa Restaurant. I’m the _____, Lola.
O	_____:	Yes, reservations are still being _____ for tomorrow. What time?
P	_____:	There will be four of us: my wife and me and another _____.
Q	_____:	Thank you. We’re looking forward to eating at your _____.
R	_____:	We have tables for four _____ at 6:45 or 7:30.
S	_____:	7 p.m
T	_____:	Do you have any _____ for tomorrow night?

**DIALOGUE PRACTICE**

Find a partner. Cut out the statements above and try to put them in the correct sequence. Read the dialogue aloud. Practice intonation and pronunciation. Reverse roles.

DIALOGUE COMPREHENSION**Questions about People:**

1. Who is the hostess? _____
2. Who is making the reservation? _____
3. Who will be ordering dinner? _____

Questions about Places:

1. What city are they in? _____
2. What is the name of the restaurant? _____

Questions about Numbers:

1. How many people are going to dinner? _____
2. What time is requested? _____
3. What time is the reservation? _____
4. What two types of tables are available? _____
5. What times are available? _____

DIALOGUE PRACTICE

A. Read the questions from the dialogue below. With a partner, practice answering them. Your answer does not need to match the exact words from the dialogue.

1. Do you have a reservation? _____
2. When would you like to have dinner? _____
3. So we can't eat there tonight? _____
4. Do you have any openings for tomorrow night? _____
5. What time? _____
6. How many? _____
7. What name can I use to hold the table? _____

**DIALOGUE PRACTICE - Continued****B. Can you think of other questions that someone might ask when making a dinner reservation?***Example:*

Do you have private rooms available?

Guest: _____

C. Can you think of other questions a hostess might ask someone who is making a dinner reservation?*Example:*

Are you celebrating a special occasion?

Hostess: _____




WRITING TASK

Look at the pictures. Write a similar dialogue to describe what is happening in the images.

1.



2.




3.



4.



5.



6.