



Going Through Security

**DIALOGUE - Going Through Security**

Security Officer: ID and boarding passes, please.

Mrs. Gonzalez: Here you are, sir.

Security Officer: You may proceed. Please keep these handy since you'll need to show them again.

(Mr. and Mrs. Gonzalez walk toward the security gates.)

TSA Officer: You're each allowed one carry-on bag and one small personal item.

Mr. Gonzalez: Our carry-on bags are less than the maximum 45 inches in size. My personal item is my computer case and laptop computer.

TSA Officer: The laptop is electronic. You'll need to take it out of its bag and send it through in a security bin of its own.

Mr. Gonzalez: Okay.

Mrs. Gonzalez: My personal item is my purse.

TSA Officer: That should be fine. Do either of you have any liquids, gels, or aerosols to declare?

Mrs. Gonzalez: I do. I have toothpaste, hair spray, lip gloss, and body lotion.

TSA Officer: Those items are permitted if they are less than three ounces. They need to be in a clear plastic bag that is less than one quart in size and has a zip-top.

Mrs. Gonzalez: Here they are. (She holds up bag).

TSA Officer: Thank you. Please put that bag in a security bin of its own. I need to confiscate the bottle of water though. It's prohibited because it's too large. It's eight ounces. You can return to the counter and place it in your checked bag or you can throw it out. It can't go through.

Mrs. Gonzalez: Oh, I didn't know. I'm sorry. Here, I'll throw it away. Can I buy water once I'm through security?

TSA Officer: Yes, liquids purchased once you're inside the gate area are permitted onboard.

Mr. Gonzalez: We have all our bags on the belt to go through the x-ray machine.

TSA Officer: You'll both need to take off your shoes. Shoes need to go through the x-ray machine too.

Mr. Gonzalez: Okay. We'll take those off. Anything else?

TSA Officer: Make sure you haven't left any coins or metal items in your pockets. Sir, you should take off your belt so the buckle won't set off the metal detector.

Mr. Gonzalez: I'll put it in the bin with my shoes.

TSA Officer: (to Mrs. Gonzalez) Ma'am, you might want to take off your watch and you should take the barrette out of your hair. It's made of metal and will set off the detector. You'd have to be hand searched by a TSA officer.

Mrs. Gonzalez: It's okay. I can take my watch off and the barrette out of my hair.

TSA Officer: Okay, folks, I think you're ready. Please let me have a look at your identification and boarding passes. (Pause). Okay. Carry those through with you. The TSA officer on the other side of the metal detector will want to see your papers again. Have a good trip.

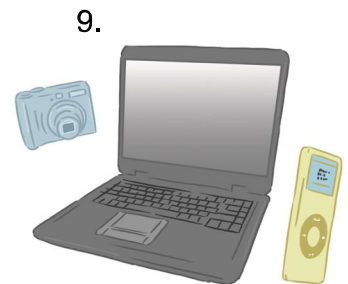
Mr. Gonzalez: Thank you.



VOCABULARY CHECK - PART ONE

Look at the pictures. Refer to the dialogue and use critical thinking skills to determine into which category each picture should be placed. Write the numbers of the items in the proper column of the T-chart.

PERMITTED	PROHIBITED
-----------	------------



**VOCABULARY CHECK - PART TWO**

Fill-in-the-blank: Choose the correct word from the list below to complete the rules about going through security at an airport. You may have to alter the word to fit the sentence. In other words, you might have to change a singular noun to its plural form. Or you may have to change a verb from present tense to past.

personal	electronic	gels	ounces	carry-on
declare	shoes	confiscate	x-ray	barrette
quart	liquids	buckle	metal	aerosols
detector	zip-top			

1. Every passenger is allowed to have one _____ bag and one _____ item such as a laptop or a purse.
2. Computers are _____ so they need to be taken out of their cases before being sent through the machine.
3. Passengers must take off their _____ and walk through barefoot.
4. _____, _____, and _____ are prohibited if they are larger than eight _____.
5. Liquids less than three ounces should be _____. They should be in a one _____ bag with a _____.
6. Items that are prohibited must be placed in checked baggage or they will be _____ by a TSA officer.
7. Items go through an _____ machine to make sure only permitted items are included in the carry-on bags.
8. Passengers should remove all _____ items from their pockets.
9. Passengers should not wear items such as belt _____ or _____ in their hair through the metal _____.



CONVERSATION STARTER

Look at the pictures illustrating parts of a conversation between a security officer and a passenger. Write what the people might be saying based on what you see in the picture.












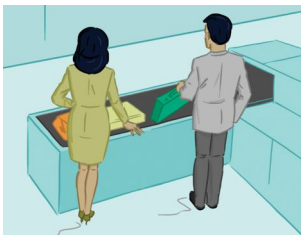


CONVERSATION STARTER - continued











**DIALOGUE BUILDING**

Fill in the blanks from the sentences below. Then renumber the sentences so they create a similar conversation as the dialogue.

1. Yes, liquids purchased once you're inside the gate area are _____ onboard.
2. We'll take those off.
3. I have _____, hair spray, lip gloss, and body lotion.
4. Okay, folks, I think you're ready. Have a good trip.
5. You're each _____ one carry-on bag and one personal item.
6. Here they are.
7. The laptop is an electronic item that will need to be in a security _____ of its own.
8. My personal item is my _____.
9. We have all our bags on the belt to go through the _____ machine.
10. You'll both need to take off your _____.
11. My personal item is my _____ computer.
12. Those items need to be less than three _____ and put in a one _____ bag.
13. Thank you. I need to confiscate the bottle of water though because it's _____ ounces.
14. I'll put that in the _____ with my shoes.
15. I'll throw it away. Can I buy water once I'm through _____?
16. A purse is fine. Do either of you have any liquids, gels, or _____?
17. You should take off your belt so the _____ won't set off the metal _____.

How should the sentences be numbered?

DIALOGUE PRACTICE - A

Form groups of three. Compare your renumbering with your group. If your answers are different, discuss them and renumber them in an order for which all members agree. Practice reading with good intonation and proper pronunciation.

**DIALOGUE COMPREHENSION**

1. How many carry-on items are allowed? _____
2. What is the maximum size of a carry-on bag? _____
3. What is Mr. Gonzalez's personal item? _____
4. What is Mrs. Gonzalez's personal item? _____
5. Who has liquids, gels, or aerosols? _____
6. How much of a liquid can Mrs. Gonzalez take? _____
7. What do liquids need to be carried in? _____
8. Why is the water not permitted? _____
9. When can Mrs. Gonzalez purchase liquids? _____
10. What kind of machine checks the carry-on bags? _____
11. What clothing items do Mr. and Mrs. Gonzalez need to take off (3 answers). _____
12. What papers do they need to show the TSA officer? _____

DIALOGUE PRACTICE - B

Find a partner. One partner should read the question or statement. Work with your partner to develop short dialogues based on what would happen next. Reverse roles.

1. You're each allowed one carry-on bag and one small personal item.
2. My personal item is my purse.
3. Do either of you have any liquids, gels, or aerosols?
4. I need to confiscate the bottle of water.
5. You'll both need to take off your shoes.
6. Make sure you haven't left any coins or metal items in your pockets.
7. Ma'am, you might want to take off your watch.
8. I think you're ready.




WRITING PRACTICE


Practice a typical conversation that might take place at the security gate of an airport. Read the questions or statements and look at the pictures on the left side of the paper. Fill in the blanks to the right with a short dialogue using the question or statement given as a starting point.



Do you have any liquids, gels, or aerosols to declare?



I need to confiscate the bottle of water. It's prohibited because it's too large.



You'll both need to take off your shoes. Shoes need to go through the x-ray machine too.



WRITING PRACTICE continued

Sir, you should take off your belt so the buckle won't set off the metal detector.



The TSA officer on the other side of the metal detector will want to see your identification papers again. Have a good trip.