



Checking in for a Flight


VOCABULARY CHECK - PART ONE
Matching: Match the word on the left to the correct picture on the right.

1. driver's license _____



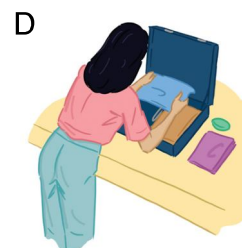
2. passport _____




3. boarding pass _____



4. exit row _____



5. bags _____



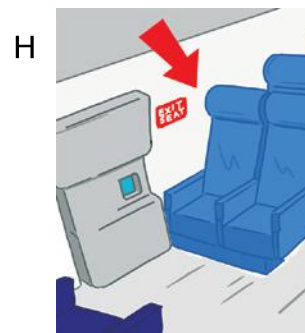
6. luggage tags _____



7. pack _____



8. check in _____



**VOCABULARY CHECK - PART TWO**

Fill-in-the-blank: Fill in the blanks with the best adjectives and adverbs from the list. Pay attention to proper English word order.

capable	government	domestic	clearly	hazardous	dangerous
international	potentially	marked	willing	issued	physically

1. Darrin has a _____ flight from San Jose to Phoenix, but Nathan is going _____; he is flying from New York City to London.
2. You can't use your student ID card because it isn't _____ - _____.
3. The flight attendant will ask if you're _____ of opening the emergency door in the exit row.
4. The airline attendants need people who are _____ to help others off the plane if they're sitting in the exit row.
5. Timothy attached the luggage tags which he had _____ with his name, address, and phone number in black ink.
6. Liquids, gels, and other materials are deemed _____ and _____.

**DIALOGUE - Checking in for a Flight**

Mr. Gonzalez: Can we check in now? Our flight is at 2:30.

Check-in Attendant: What city are you traveling to today?

Mrs. Gonzalez: We're going to Rome.

Check-in Attendant: You'd only need 60 to 90 minutes for a domestic flight, but since you're traveling overseas, we recommend checking in two hours prior to departure. Let's go ahead and get you checked in since it's almost 12:30. Do you have photo identification?

Mr. Gonzalez: What can we use for ID?

Check-in Attendant: Anything government-issued. Do you have a driver's license? Or, you can use your passport. You must have one if you're leaving the country.

Mrs. Gonzalez: Here you go. Here are our passports.

Check-in Attendant: Great. I'll print your boarding passes. You'll need the boarding passes and your passports to proceed through security. It looks like you're in Row 10, Seats A and B. Row 10 is an exit row. Is that okay?

Mrs. Gonzalez: Well, what does that mean?

Check-in Attendant: It means that you need to be willing to operate the plane's door in case of an emergency. Are you physically capable and willing to do this?

Mr. Gonzalez: Sure, no problem.

Check-in Attendant: Now, do you have bags to check or did you check them curbside?

Mrs. Gonzalez: We have suitcases with us. We didn't do curbside check in.

Check-in Attendant: How many? You're permitted to have two each.

Mr. Gonzalez: I have one and my wife has two.

Check-in Attendant: You left those unlocked, right?

Mr. and Mrs. Gonzalez: Correct. We didn't lock them.

Check-in Attendant: Are the bags clearly marked with your name and address?

Mrs. Gonzalez: Yes, we attached luggage tags with our contact information.

Check-in Attendant: Did you pack the bags yourselves?

Mr. and Mrs. Gonzalez: Yes.

Check-in Attendant: Is there anything deemed hazardous or potentially dangerous in the bags?

Mr. and Mrs. Gonzalez: No, nothing.

Check-in Attendant: Last question. Have the bags been in your possession since you packed them?

Mr. and Mrs. Gonzalez: Yes, we have had control of the bags since we left our house this morning.

Check-in Attendant: Okay, you're flying through London but your bags are checked through to Rome so you'll pick them up at baggage claim there.

Mr. Gonzalez: Thank you.

Check-in Attendant: Thank you for flying All Around Airways. Have a great flight.

**DIALOGUE BUILDING**

Fill in the blanks for these typical questions and answers that you'd hear at an airport.

QUESTIONS

1. Have the bags been in your _____ since you packed them?
2. Do you have photo _____?
3. What _____ are you traveling to today?
4. Are the bags clearly _____ with your contact information?
5. Is an _____ row okay?
6. Are the suitcases _____?
7. Did you _____ the bags yourselves?
8. Can we _____ in now?
9. Do you have _____ to check?
10. Is there anything deemed _____ or dangerous in the bags?

ANSWERS

11. Yes. No one _____ us.
12. Yes, we're _____ to operate the door in case of an emergency.
13. Here are our _____.
14. Yes. We didn't _____ them.
15. Yes, we put our name, address, phone number, and email address on each one.
16. Yes, we _____ two each.
17. We're _____ to Paris!
18. Yes, it's 90 minutes _____ to your departure.
19. No, there is _____ dangerous.
20. Yes, we've had _____ of the bags since we left our house this morning.

DIALOGUE PRACTICE

Form groups of three. With your group, put the questions and answers in the right order to form a dialogue. Read the dialogue. Reverse roles so each partner plays the role of a traveler and the airline agent. Practice intonation and pronunciation. Think about these questions as you practice.

How does an airline agent sound when he or she is helping a traveler? Professional? Efficient? Friendly?

How does a traveler sound who is getting ready for vacation? Excited? Happy?

DIALOGUE COMPREHENSION - Answer the questions about the dialogue.

1. What time do Mr. and Mrs. Gonzalez leave?
 - a. at 2:30
 - b. in 90 minutes
 - c. at 12:30
2. Where are they going?
 - a. London
 - b. Rome
 - c. another domestic city
3. How much time is recommended prior to an overseas flight?
 - a. 60 minutes
 - b. 90 minutes
 - c. two hours
4. Which of the following is NOT a government-issued identification?
 - a. passport
 - b. student identification card
 - c. driver's license
5. How many bags does Mr. Gonzalez have?
 - a. one
 - b. two
 - c. three
6. What did they use to mark their suitcases?
 - a. driver's licenses
 - b. luggage tags
 - c. boarding passes
7. Which of the following did Mr. and Mrs. Gonzalez NOT do?
 - a. unlock their suitcases
 - b. mark their bags
 - c. pack hazardous materials
8. Who packed their bags?
 - a. They packed their bags themselves.
 - b. Curbside check in attendants packed for them.
 - c. Airline attendants packed for them.
9. Where will they pick up their bags?
 - a. London
 - b. Domestically
 - c. Rome

DIALOGUE PRACTICE - Get in groups of three. Practice the dialogue between Mr. Gonzalez, Mrs. Gonzalez, and the airline check-in agent.

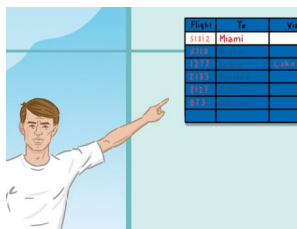


WRITING TASK

Look at each picture below. Write a legend describing what each student is saying about his or her trip at the airport check-in counter.



Mikhail, Eugenia, and Nadine are talking about their summer vacations to the United States.











ESL Lesson Plans - Traveling in English - Checking in for a Flight









