

Where Is It?

Let's Begin!

Dialogue 1

Practice the dialogue with your partner.

Student A: I need the hammer.

Student B: Where is it?

Student A: It's in the basement.

Student B: Is it in the toolbox?

Student A: Yes, it is.

Dialogue 2

Practice the next dialogue with a different partner.

Student A: You need a hairbrush!

Student B: Where is it?

Student A: It's in the bathroom.

Student B: Is it in the cabinet?

Student B: No, it's not. It's on the counter.









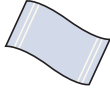

Let's Learn!

ROOMS OF THE HOUSE

A. Speaking

Repeat these rooms of the house.
Then repeat the sentences about household items.

Room	Item	Sentences
kitchen		The kettle is in the kitchen.
living room		The TV is in the living room.
dining room		The table is in the dining room.
bathroom		The hairbrush is in the bathroom.

Room	Item	Sentences
bedroom		The pillow is in the bedroom.
office		The laptop is in the office.
laundry room		The towels are in the laundry room.
basement		The toolbox is in the basement.

B. Reading

Read these sentences.
Use **in** + containers (*room, box, drawer*).
Use **on** + surfaces (*wall, floor, bed*).

- The kettle is **on** the counter.
- The hammer is **in** the toolbox.
- The laptop is **on** the table.
- The towel is **on** the floor.
- The hairbrush is **in** the drawer.
- The pillow is **on** the bed.
- The TV is **on** the wall.
- The table is **in** the living room.

C. Listening & Writing

Listen for the household item.
Where is it? Write the room.

- _____
- _____
- _____
- _____
- _____
- _____
- _____
- _____

Let's Practice!

Dialogue 3

Practice the dialogue with your partner.

Student A: Alex needs his towel.

Student B: Where is it?

Student A: It's in the laundry room.

Student B: No, it's not.

Student A: Yes, it is. It's in the basket.

Student B: No, it's not. Oh, it's in the cabinet.

Dialogue 4

Practice the dialogue with your partner.

Student A: I need the laptop.

Student B: Okay.

Student A: Is it in the kitchen?

Student B: No, it's in the office.

Student A: No, it's not.

Student B: Yes, it is. It's on the desk.

Student A: No, it's not.

Student B: Really? Oh, it's in the car!

Dialogue 5

Practice the dialogue again with your own information.

Student A: I need _____ .
(household item)

Student B: Where is it?

Student A: It's in the _____ .
(room)

Student B: No, it's not.

Student A: Yes, it is.

Student B: Really? Oh, it's _____ .
(place)

Today's Questions & Answers

- I need the laptop. Where is it?
- It's in the kitchen.
- Is it in the drawer?
- No, it's on the counter.
- No, it's not.
- Yes, it is.