

Using the Internet

Let's Learn

In this lesson, you will learn how to follow and give instructions for using the Internet. You will also review many English words related to the Internet so that you can describe problems and solutions. Let's begin!



Warm-Up

A. Brainstorming

Make a list of all of the words that come to mind when you think of the word "Internet."

- | | |
|------------------|---------|
| • <u>browser</u> | • _____ |
| • <u>online</u> | • _____ |
| • <u>website</u> | • _____ |
| • _____ | • _____ |

B. Vocabulary Preview

Match up as many words and meanings as you can.

Check this exercise again before you try the review tasks.

- | | | | | |
|-------|-----|----------|----|------------------------------------------------------------------|
| _____ | 1. | Internet | a) | a program for viewing the Internet |
| _____ | 2. | browser | b) | connected to the Internet |
| _____ | 3. | website | c) | a communication network with access to all types of information |
| _____ | 4. | URL | d) | to look for something specific on the Internet |
| _____ | 5. | search | e) | a user's online account name (user ID) |
| _____ | 6. | Wi-Fi | f) | a group of related web pages on the Internet |
| _____ | 7. | online | g) | to take something from a device and put it on the Internet |
| _____ | 8. | username | h) | the address of a page on the Internet (uniform resource locator) |
| _____ | 9. | download | i) | a wireless connection to the Internet |
| _____ | 10. | upload | j) | to take something from another source and put it on a device |

Dialogues

Read the dialogues, and practice with a partner.

Dialogue 1

Practice following instructions for finding information online.

- A: Open your browser.
B: Okay. Where is it?
A: It's on your desktop.
The icon looks like a colorful wheel.
B: I found it. Now what?
A: Now type "past tense verbs" into the search field.
B: Okay.
A: Next, click on the first site in the search results.

Dialogue 2

Now practice creating a username and password for a website.

- A: First, select "Sign Up."
B: Okay. What do I put for my username?
A: Type your email address.
B: Okay. Now I need a password, right?
A: Yes. Use a mix of letters and numbers
B: Hmm. It says "password not valid."
A: Okay. Try again. Use at least one capital letter.

Dialogue 3

Practice the next dialogue. Then answer the questions.

Dialogue

- Student: The Internet is not working.
Teacher: Are you connected to the Wi-Fi?
Student: How can I check?
Teacher: Look for the Wi-Fi bars in the top right corner of your screen.
Student: Oh. There is a line through them.
Teacher: Okay, you're not online. Click on the Wi-Fi icon.
Student: Where is that?
Teacher: It's in the top right corner of your screen.
Student: Thanks. I found it.
Teacher: Now choose "School Guest." You don't need a password.
Student: That worked! I'm online now.

Questions

1. What is the student trying to do?
2. What does the teacher suggest first?
3. How does the student get online?

Useful Words & Instructions

Review these common instructions for using the Internet.

A. Basic Operations

Verbs

- search
- open
- upload
- download
- scroll

Instructions

- Search for “irregular verbs.”
- Open another browser window.
- Upload a photo.
- Download the PDF.
- Scroll to the bottom of the web page.

B. Parts of the Internet

Nouns

- Wi-Fi
- browser
- Internet (the web)
- URL
- data

Questions

- What’s the Wi-Fi password?
- Which browser do you prefer?
- Is there Internet access here?
- What’s the URL for your blog?
- How much data do you have left?

Wi-Fi Vs. Cellular Data

Wi-Fi is wireless access to the Internet. On a smartphone, you can use Wi-Fi at home or in places where free Wi-Fi is offered. If no Wi-Fi is available, you have to use cellular data from your service provider to access the Internet.

C. Practice

Now work with a partner. Student A will look away from this page. Student B will call out a verb or noun from the lists below. Student A will try to form a question or instruction using this word. After a few minutes, switch roles.

Verbs

- search
- open
- upload
- download
- scroll

Nouns

- Wi-Fi
- browser
- Internet (the web)
- URL
- data

Vocabulary Review

A. Parts

Match the Internet part to the picture.

- _____ 1. URL
- _____ 2. upload
- _____ 3. search field
- _____ 4. Wi-Fi
- _____ 5. download



B. Definitions

Match the Internet word to its definition.

- | | |
|-----------------------|------------------------------------------------------------------|
| _____ 1. URL | a) the Internet address of a web page |
| _____ 2. search field | b) a place to type in a keyword to find information on it |
| _____ 3. download | c) the wireless connection that gives you access to the Internet |
| _____ 4. upload | d) to copy something from the Internet onto your computer |
| _____ 5. Wi-Fi | e) to put something from your computer onto the Internet |

Vocabulary Review cont.

C. Instructions

Complete the questions and answers using vocabulary from page 1.

1. A: What's the _____ for your website?
B: www.smartsearch.org.
2. A: I typed my name and address. Now what do I do?
B: _____ a picture from your computer.
3. A: Are you _____ ?
B: No. I don't know the Wi-Fi password.
4. A: Are you going to _____ the app?
B: No. I don't have much space left on my phone.
5. A: Did you find your cookbook?
B: No. I'm going to _____ for the recipe online.
6. A: I can't get the website to open.
B: Try a different _____ , such as Google Chrome.
7. A: Is there free _____ at the airport?
B: Yes, but it's very slow.
8. A: I can't find you. What is your _____ ?
B: It's CoolGamer. Capital C, Capital G, no space.

Review

Task 1

WORDS & EXPRESSIONS

Are you Internet-savvy? List as many Internet-themed words as you can. Identify the part of speech (e.g., *noun*, *verb*, *adjective*) for each.

[illegible]

Task 2

COMPLETE THE DIALOGUE

Now complete the dialogue between two friends.

A: Can I get your _____ password?

B: Why?

A: I want to go _____ and check my email.

I don't have much _____ left on my phone.

B: Oh. Okay. It's GreenDog2. Capital G, Capital D.

A: Is that the number 2 or the word two?

B: The number 2. No spaces.

A: Thanks. I'm _____ now.

B: You should _____ the browser I use.

It's easier to _____ for information.

6.

Task 3

ROLE-PLAY

Work with a partner. One of you is an Internet-savvy person. The other is a person with a new smartphone who is having trouble with the Internet. Role-play a “How To” session. Your teacher or classmates will answer the following questions:

1. What does the new smartphone owner want to do?
2. What instructions does the Internet-savvy friend give?
3. How does the new smartphone owner feel after the conversation?

Role-Play Assessment Tool

Student / Group: _____

| Date | Level | Assessed By | Role-Play Scenario | Skill |
|------|-------|-------------|--------------------|----------|
| | | | Using the Internet | Speaking |

| Criteria | Achieved 😊 | Achieved With Help 🤔 | Needs Improvement 😞 |
|-----------------------------------------------|---------------|-------------------------|------------------------|
| uses Internet vocabulary (nouns and verbs) | | | |
| asks how to do something on the Internet | | | |
| describes an Internet problem or solution | | | |
| takes turns speaking | | | |

Notes




Learner Reflection

USING THE INTERNET

Add check marks (✓) to show what you've learned in this lesson.

Name: _____

Date: _____

| Can I... | Yes (very well)  | Yes (with help)  | Not yet  |
|-----------------------------------------------------|------------------------------------------------------------------------------------------------------|--------------------------------------------------------------------------------------------------------|------------------------------------------------------------------------------------------------|
| use nouns and verbs related to the Internet? | | | |
| ask how to do something on the Internet? | | | |
| describe a problem or need related to the Internet? | | | |
| explain how to do something on the Internet? | | | |

My Notes