

# Saying Goodbye


## Let's Learn

The word *hello* is a "greeting." The word *goodbye* is a "leave-taking." In this lesson, you will learn and practice how to say goodbye in a few different ways. You will also learn some body language.

## Warm-Up

### WAVING GOODBYE

When we say hello and goodbye, we sometimes wave. Wave at your classmates. Now say "bye" as you wave. Wave at someone close and at someone far away.



## Ways to Say Goodbye

Listen to your teacher say these common leave-takings. Then recite them together as a class.

- Goodbye.
- Bye.
- Bye for now.
- See you later.
- See you.
- Keep in touch. (*call/write to/meet me again*)
- Later. (*informal*)
- Catch you later. (*informal*)
- Take care.
- Talk to you soon.
- Thank you. / Have a nice day. (*e.g., to a bus driver*)

## Dialogues

### Dialogue 1

Practice saying goodbye to a person you just met for the first time.

- A: I need to get going. It was great meeting you.  
B: You too.  
A: Keep in touch.  
B: Okay. You have my number, right?  
A: Yes. Bye for now.  
B: See you later. Take care.

### Dialogue 2

Now practice saying a casual goodbye to someone you know.

- A: I need to go now.  
B: I have to go too.  
A: When will I see you again?  
B: Maybe on the weekend.  
A: Okay. Bye. *[waves]*  
B: Talk to you soon. *[waves]*

### Dialogue 3







It's hard to say goodbye to some people!  
In English, close friends and loved ones often say "bye" more than once.  
Practice a conversation between two close friends.

- A: I need to get going now.  
B: Already?  
A: Sorry. I really have to go.  
B: Okay. Call me when you get home.  
A: I will. Bye for now.  
B: Bye.  
A: See you soon!  
B: I'll miss you. Bye! *[waves]*  
A: Bye! *[waves]*

#### Reduced Forms

In spoken English, people often change "you" to "ya."

In written English, use the formal spelling.

-  See you.
-  See ya.
-  Catch you later.
-  Catch ya later.
-  Talk to you soon.
-  Talk to ya soon.

## Practice

### A. Complete the Dialogue

Complete the dialogue, and practice with a partner.

A: I need to get \_\_\_\_\_. It was great \_\_\_\_\_ you.  
1. 2.

B: You \_\_\_\_\_.  
3.

A: Keep in \_\_\_\_\_.  
4.

B: Okay. You have my number, \_\_\_\_\_?  
5.

A: Yes. \_\_\_\_\_ for now.  
6.

B: See you \_\_\_\_\_.  
7.

### B. Sentence Building

Fill in the blanks with vocabulary from pages 1 and 2.

1. A: I need to get going.

B: \_\_\_\_\_.

2. A: I'll talk to you later.

B: \_\_\_\_\_.

3. Catch \_\_\_\_\_.

4. Keep \_\_\_\_\_.

5. Take \_\_\_\_\_.

6. Have \_\_\_\_\_ day.

## Pronunciation Practice

### A. Listening

Listen to your teacher read one word from these groupings.  
One sound is different from the other two. Circle the word you hear.

- |                                       |                                  |                                 |
|---------------------------------------|----------------------------------|---------------------------------|
| 1. a) bay<br>b) bye<br>c) bee         | 3. a) soon<br>b) sun<br>c) seen  | 5. a) now<br>b) know<br>c) knew |
| 2. a) later<br>b) lighter<br>c) liter | 4. a) talk<br>b) tack<br>c) tuck | 6. a) you<br>b) ya<br>c) yay    |

### B. Pair Activity

Now work with a partner.  
Take turns reading one word from each grouping from Part A.  
Point to the word you hear.

## Body Language

Goodbyes can be happy and sad. We *smile* when we are happy.  
We *pout* when we are sad. Leave-taking may include waving, smiling, and/or pouting. When a person is far away, you may also mouth the word “bye” as you do a high wave (or wave with both hands).

Practice using body language while saying goodbye to:

- your best friend
- a person you met today
- a person you see every day
- a bus driver
- a store clerk
- a friend who is already on a train
- a family member who is going back home to another country

## Review

### Task 1

#### WORDS & EXPRESSIONS

List as many words and expressions as you can for saying goodbye.

---

---

---

---

---

---

---

---

### Task 2

#### COMPLETE THE DIALOGUE

Now complete the dialogue between two friends.

- A: I need to \_\_\_\_\_ now.
- B: I have to go \_\_\_\_\_ .
- A: When will I \_\_\_\_\_ you again?
- B: Maybe \_\_\_\_\_ .
- A: Okay. \_\_\_\_\_ . *[waves]*
- B: \_\_\_\_\_ . *[\_\_\_\_\_]*

### Task 3

#### ROLE-PLAY

Work with a partner. You are close friends. One of you lives in Texas and one of you lives in New York. Role-play a sad goodbye for your teacher or classmates.

# Role-Play Assessment Tool

Student / Group: \_\_\_\_\_

Date	Level	Assessed By	Role-Play Scenario	Skill
			Saying Goodbye	Speaking

Criteria	Achieved 	Achieved With Help 	Needs Improvement 
uses a few different words and phrases that mean "goodbye"			
speaks loudly and clearly			
uses body language			
takes turns speaking			

**Notes**




# Learner Reflection

## SAYING GOODBYE

Add check marks (✓) to show what you've learned in this lesson.

Name: \_\_\_\_\_

Date: \_\_\_\_\_

Can I...	Yes (very well) 	Yes (with help) 	Not yet 
say goodbye in a few different ways?			
use the reduced form of <i>you</i> ( <i>ya</i> ) for an informal goodbye?			
use body language when saying goodbye?			
say goodbye in a sad situation?			

**My Notes**