


THE STEPHENSON'S HOUSE

29

Lesson
twenty-nineTwenty Ninth
(29th) Lesson
 LISTEN AND READ.


The Stephensons live in a huge and beautiful home. It is located on the side of a big mountain, away from the noisy, big city. It is surrounded by a big garden with colorful flowers, green plants, bushes, palm trees and fruit trees.

It also has a nice swimming pool. There are some cozy apartments in the back and a big kiosk to have parties. There is also a small, cute chapel surrounded by beautiful flowers. It has some swings for the children, too.

You can lie down on the grass and just close your eyes and let yourself go.

You can listen to the birds singing, feel the wind blowing and enjoy nature's beauty.

ANSWER THE QUESTIONS ACCORDING TO THE PARAGRAPH.

1. Where do the Stephensons live?

2. What can you do there?

3. Where is the house located?

4. What is the garden like?



5. What kind of trees are there?

6. Is there a swimming pool?

7. What is the chapel like?

8. Where are the apartments located?

9. Where can you have a party?

10. What else is there in the house?

11. Where can the children play?

12. What can you do when you lie down on the grass?

PART II



■ LISTEN AND READ.

The Stephensons have a very cute dog. Its name is Sandy. Sandy protects the house at night. The house has two floors. On the first floor, you can find the kitchen, the dining room, the living room, the maid's room, a bathroom and a den. On the top floor, there are four bedrooms, three bathrooms, an office and the TV room.



■ ANSWER THE QUESTIONS ACCORDING TO THE PARAGRAPH.

1. Do they have any dogs?

2. What does Sandy do?

3. How many dogs are there?

4. Is Sandy an ugly dog?



5. What can you find on the second floor?

6. Where is the kitchen?

7. Are there three bedrooms on the first floor?

8. Is the TV room on the first floor?



DINING ROOM



BEDROOM



BATHROOM



KITCHEN



LIVING ROOM

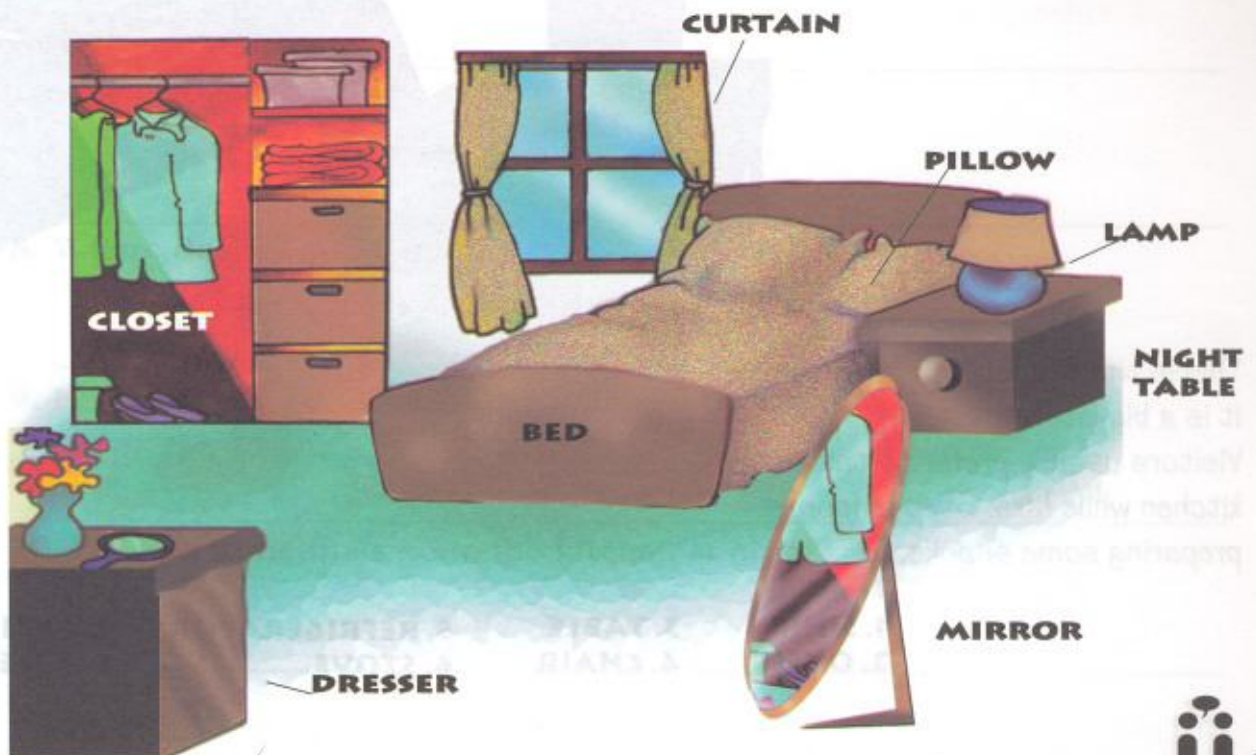
PART III



MRS. STEPHENSON IS SHOWING THE BEDROOM TO HER SON:

This is your bedroom.

It is a comfortable bedroom.



■ ANSWER



1. Where do you sleep?

2. Where do you keep your clothes?

3. Where do you put your lamp?

4. Where do you put your socks?

5. Where do you rest your head when you lie down?

PART IV



The kitchen



This is the kitchen.

It is a big kitchen.

Visitors usually prefer to talk in the kitchen while Mrs. Stephenson is preparing some snacks.

1. SINK
2. OVEN

3. TABLE
4. CHAIR

5. REFRIGERATOR
6. STOVE

7. CABINET
8. FREEZER



■ ANSWER.



1. Where do visitors prefer to talk?

2. Where does Mrs. Stephenson store the food?

3. Is it a big kitchen?

4. What's your favorite snack?

5. Where does Mrs. Stephenson bake the cakes?

6. Where does she wash the dishes?

7. Where do you freeze food?

8. Where does Mrs. Stephenson cook the food?

9. How many cabinets are there in the kitchen?


10. Do you sometimes go to the kitchen at night?



PART V



The bathroom



ANSWER THE QUESTIONS BELOW.

1. Where can you wash your hands and face?

2. Where can you take a shower?

3. Where can you take a bath?

4. What do you use to dry your body?

5. Where can you look at yourself?

6. Where do you put your feet after taking a shower?

