

PART I

IDENTIFYING:
Listen and repeat




1

Lesson one

First (1st)
Lesson



A DOLL



A CAR



A TRUCK



A TRAIN



A SHIP



AN AIRPLANE



A BOWL




A CUP



A GLASS






A SPOON



A FORK



A KNIFE



A POT



A NAPKIN



A RING



AN EARRING



A NECKLACE



A BRACELET



A DOG



A CAT



A PIG





A BIRD



A HORSE



A COW



A SHEEP




A FLOWER



A PLANT



A STRAWBERRY




AN ORANGE



AN APPLE



A BANANA



A PEAR



A LEMON





A PEACH



A MELON



A WATERMELON

.....
■ A PLURAL IS FORMED BY ADDING "S" OR "ES"

SINGULAR

PLURAL



A THING



THINGS



AN ANIMAL



ANIMALS



A FRUIT



FRUITS



A PLANT



PLANTS



PART II

■ LET'S WRITE A SENTENCE NOW:

a doll----- *This is a doll.*



Now make sentences with the following words:

- A car
- A truck
- A train
- A ship
- An airplane
- A cup
- A glass
- A spoon
- A fork
- A knife



■ NOW OBSERVE THIS EXAMPLE:



This is a pot.----- Is this a pot?

■ CHANGE THE SENTENCES INTO THE INTERROGATIVE FORM:



- 1-This is a ring.
- 2-This is a necklace.
- 3-This is a dog.
- 4-This is a cow.
- 5-This is a pig.
- 6-This is a flower.
- 7-This is a plant.
- 8-This is an orange.
- 9-This is an apple.
- 10-This is a banana.

■ NOW LET'S WRITE THE PLURAL FORM OF THESE NOUNS BY ADDING "S" OR "ES".



- a bracelet
- a dog
- a pig
- a cow
- a bird
- an orange
- a peach
- a glass
- a bowl



PART III

THE ALPHABET



■ OBSERVE:

A B C D
E F G

Rhyming:

■ EVERYBODY READS THE ABC'S

